

เอกสารแนบ 6

เอกสารสอบเทียบเครื่องมือ
ที่ใช้ในการวิเคราะห์



Equipment : Cooled Incubator
Condition As-Received : Used Item
Reference : 2205-0764OC-1
Cert. No.: 22TM347
Page.: 2 of 3

Procedure Used :-

Calibration were conducted using calibration procedure CP-OT02 according to direct measurement method with Data Acquisition which connected with Resistance Temperature Detector (RTD).
The temperature scale used was based on ITS-90.

Condition of this result of calibration

1. Reference standard instrument:-

Instrument	Model	Serial No.	Cert. No.	Due Date
1) Data Acquisition	34970A	MY44067817	21LM10	20 Jul 2022

2. This certificate is valid only to the item calibrated on date and place of calibration.

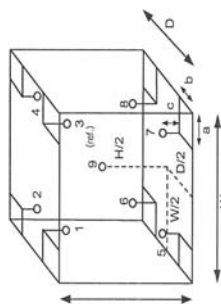
3. This certification is traceable to the International System of Unit.

Result of Calibration :- (*) Without Adjustment

Function of UUC* : Temperature Source

Fresh air setting : Not Available

Fan Setting : 100.0%



Probe Installation Details :

a =	10	cm	D =	0.48	m
b =	10	cm	W =	0.65	m
c =	14	cm	H =	1.3	m
Capacity =				0.40	m ³

Position :	Ref. Std. ID No.:
1	15RTD2/11
2	15RTD2/12
3	15RTD2/13
4	15RTD2/14
5	15RTD2/15
6	15RTD2/16
7	15RTD2/17
8	15RTD2/18
9 (ref.)	15RTD2/19

Environment during calibration		
Temp. (°C)	Beginning	Finished
REL.Humid. (%)	21	21
AC Supply (Volt)	67	65
	233	234



TECHNOLOGY PROMOTION ASSOCIATION (THAILAND-JAPAN)
CORPORATE SERVICES 3: EQUIPMENT CALIBRATION AND TESTING SERVICES
534/4 PATTANAKARN ROAD SOI 18, SUANLUANG, SUANLUANG BANGKOK 10250
TEL. 0-2717-3000-27 FAX. 0-2719-9484



MSC-1817817825
CALIBRATION 0008

Cert. No.: 22TM347
Page.: 1 of 3

Certificate of Calibration

Equipment : Cooled Incubator

Manufacturer : Binder

Model : KB 400 E6

Serial No. : 20200000015535

ID No. : UAE.MIC.018/2564

Submitted by : United Analyst and Engineering Consultant Co., Ltd.
3 Soi Udomsuk 41, Sukhumvit Road,
Bangchak, Phrakhanong,
Bangkok 10260

Location : Microbiology Laboratory

Received Order : 27 May 2022

Calibration Date : 27 May 2022

Ambient Temperature : (26 ± 10) °C

Relative Humidity : (50 ± 30) %

Calibrated by : Suwit Imjai

Approved by :

() Pornthippa Tameyakul
() Malee Butkruea

Issue Date : 2 June 2022
The Uncertainties are for a confidence probability of approximately 95 %

This certificate may not be reproduced other than in full, except with the prior written
Approval of the head of Corporate Services 3 : Equipment Calibration and Testing Services

เอกสารควบคุม

เอกสารควบคุม



TECHNOLOGY PROMOTION ASSOCIATION (THAILAND-JAPAN)
CORPORATE SERVICES & EQUIPMENT CALIBRATION AND TESTING SERVICES
534/4 PATTANAKARN ROAD SOI 18, SUANLUANG, SUANLUANG BANGKOK 10250
TEL. 0-2717-3000-27 FAX. 0-2719-9484



Certificate of Calibration

Cert. No.: 22TM503
Page.: 1 of 3

Equipment : Incubator
Manufacturer : Memmert
Model : IPP 260
Serial No. : V618.0033
ID No. : UAE.MIC.021/2561
Submitted by : United Analyst and Engineering Consultant Co., Ltd.
3 Soi Udomsuk 41, Sukhumvit Road,
Bangchak, Phrakhanong,
Bangkok 10260
Location : Microbiology Laboratory (302)
Received Order : 3 May 2022
Calibration Date : 3 May 2022
Ambient Temperature : (26 ± 10) °C
Relative Humidity : (50 ± 30) %
Calibrated by : Krisda Malee

Approved by :

(/) Pornthippa Tameyakul
(/) Malee Butkruea
() Suwit Imjai

Issue Date : 10 May 2022

The Uncertainties are for a confidence probability of approximately 95%

This certificate may not be reproduced other than in full, except with the prior written
Approval of the head of Corporate Services 3 : Equipment Calibration and Testing

เอกสารไม่ควบคุม



Equipment : Cooled Incubator
Condition As-Received : Used Item
Reference : 2205-0764OC-1
Result of Calibration : (*) Without Adjustment
Function of UUC* : Temperature Source
Fresh air setting : Not Available

Calibration Point (°C)	UUC* Setting (°C)	UUC* Reading (°C)	Temperature stability (± °C)	Temperature uniformity (°C)	Overall Variation (°C)	Uncertainty (± °C)	Coverage Factor k
35.0	34.9	34.9	0.017	0.31	0.38	0.30	2
Measured Temperature (°C)							
Position							
1	2	3	4	5	6	7	8
35.0	34.808	35.139	34.922	35.062	35.109	35.132	35.129
							9 (ref.)
							35.092

Average* : The average of 30 values in each position.

Temperature stability : One-half of the greatest maximum difference of measured temperature at any one sensor.
Temperature uniformity : The maximum difference of measured temperatures at any sensors and the measured temperature at the reference location which are observed at the same time or at as close an observation time as possible to determine the temperature pattern or homogeneity within the chamber under steady-state conditions.
Overall Variation : The Difference of the maximum and minimum measured temperatures throughout observation.

UUC* : Unit Under Calibration

Note : The reported uncertainty of measurement was included stability and excluded uniformity .

The reported uncertainty of measurement was based on a standard uncertainty multiplied by a coverage factor *k*, providing a level of confidence of approximately 95 %.

-o0o-

เอกสาร



Equipment : Incubator
Condition As-Received : Used Item
Reference : 2205-0003OC-4
Result of Calibration :- (*) Without Adjustment
Function of UUC* : Temperature Source
Fresh air setting : Not Available

Cert. No.: 22TM503
Page.: 3 of 3

Calibration Point (°C)	UUC* Setting (°C)	UUC* Reading (°C)	Temperature stability (± °C)	Temperature uniformity (°C)	Overall Variation (°C)	Uncertainty (± °C)	Coverage Factor k
22.0	22.0	22.0	0.051	0.095	0.19	0.30	2
44.0	44.0	44.0	0.10	0.83	1.2	0.32	2
Measured Temperature (°C)							
Calibration Point (°C)	Position						
22.0	1	2	3	4	5	6	7
44.0	8	9	10	11	12	13	14

Average* : The average of 30 values in each position.
Temperature stability : One-half of the greatest maximum difference of measured temperature at any one sensor.
Temperature uniformity : The maximum difference of measured temperatures at any sensors and the measured temperature at the reference location which are observed at the same time or at as close an observation time as possible to determine the temperature pattern or homogeneity within the chamber under steady-state conditions.
Overall Variation : The Difference of the maximum and minimum measured temperatures throughout observation.
UUC* : Unit Under Calibration
Note : The reported uncertainty of measurement was included stability and excluded uniformity .
The reported uncertainty of measurement was based on a standard uncertainty multiplied by a coverage factor k, providing a level of confidence of approximately 95 %.

-o0o-



Equipment : Incubator
Condition As-Received : Used Item
Reference : 2205-0003OC-4
Procedure Used :-

Calibration were conducted using calibration procedure CP-OT02 according to direct measurement method with Data Acquisition which connected with Resistance Temperature Detector (RTD).

The temperature scale used was based on ITS-90.

Condition of this result of calibration

1. Reference standard instrument:-

Instrument Model Serial No. Cert. No. Due Date
1) Data Acquisition 34970A MY49023932 21LM8 06 Jul 2022

2. This certificate is valid only to the item calibrated on date and place of calibration.

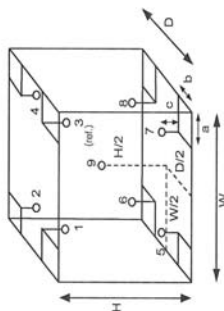
3. This certification is traceable to the International System of Unit.

Result of Calibration :- (*) Without Adjustment

Function of UUC* : Temperature Source

Fresh air setting : Not Available

Environment during calibration	
Temp. (°C)	23
REL.Humid. (%)	53
AC Supply (Volt)	221



Probe Installation Details :
a = 5.0 cm
b = 5.0 cm
c = 5.0 cm
Dimension of Chamber :
D = 0.50 m
W = 0.64 m
H = 0.80 m
Capacity = 0.26 m³

Position :	Ref. Std. ID No.:
1	20-16RTD-01
2	20-16RTD-02
3	20-16RTD-03
4	20-16RTD-04
5	20-16RTD-05
6	20-16RTD-06
7	20-16RTD-07
8	20-16RTD-08
9 (ref.)	20-16RTD-09

เอกสารไม่คว

เอกสารไม่คว



Equipment : Incubator
Condition As-Received : Used Item
Reference : 2205-0003OC-1

Procedure Used :-

Calibration were conducted using calibration procedure CP-OT02 according to direct measurement method with Data Acquisition which connected with Resistance Temperature Detector (RTD).
The temperature scale used was based on ITS-90.

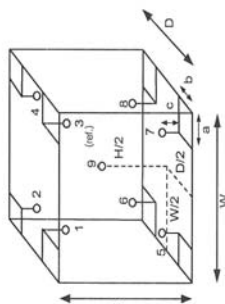
Condition of this result of calibration

1. Reference standard instrument:-
Instrument **Model** **Serial No.** **Cert. No.** **Due Date**
1) Data Acquisition 34970A MY44067817 21LM10 20 Jul 2022
2. This certificate is valid only to the item calibrated on date and place of calibration.
3. This certification is traceable to the International System of Unit.

Result of Calibration :- (*) Without Adjustment

Function of UUC* : Temperature Source

Fresh air setting : Close



Probe Installation Details :

Dimension of Chamber :
a = 5.0 cm D = 0.32 m
b = 5.0 cm W = 0.42 m
c = 5.0 cm H = 0.56 m
Capacity = 0.075 m³

Position :	Ref. Std. ID No.:
1	19-15RTD-01
2	19-15RTD-02
3	19-15RTD-03
4	19-15RTD-04
5	19-15RTD-05
6	21-15RTD-06
7	19-15RTD-07
8	19-15RTD-08
9 (ref.)	19-15RTD-09

Environment during calibration		
Temp. (°C)	Beginning	Finished
REL.Humid. (%)	23	23
AC Supply (Volt)	59	59
	221	221



TECHNOLOGY PROMOTION ASSOCIATION (THAILAND-JAPAN)
CORPORATE SERVICES 3: EQUIPMENT CALIBRATION AND TESTING SERVICES
53/44 PATTANAKARN ROAD SOI 18, SUANLUANG, SUANLUANG BANGKOK 10250
TEL. 0-2717-3000-27 FAX. 0-2719-9484



MSC TEST LABS
CALIBRATION 0008

Cert. No.: 22TM670
Page.: 1 of 3

Certificate of Calibration

Equipment : Incubator
Manufacturer : Memmert
Model : IF 75
Serial No. : D317.0305
ID No. : UAE.MIC.022/2561
Submitted by : United Analyst and Engineering Consultant Co.,Ltd.
3 Soi Udomsuk 41, Sukhumvit Road,
Bangchak, Phrakhanong,
Bangkok 10260
Location : Microbiology Laboratory (302)
Received Order : 3 May 2022
Calibration Date : 3 May 2022
Ambient Temperature : (26 ± 10) °C
Relative Humidity : (50 ± 30) %
Calibrated by : Preecha Hiahb
Approved by : () Pornthippa Tameyakul
(/) Malee Buikrua
() Suwit Imjai

Issue Date : 10 May 2022

The Uncertainties are for a confidence probability of approximately 95 %

This certificate may not be reproduced other than in full, except with the prior written
Approval of the head of Corporate Services 3 : Equipment Calibration and Testing

เอกสารไม่ควบคุม

เอกสารไม่ค



TECHNOLOGY PROMOTION ASSOCIATION (THAILAND-JAPAN)
CORPORATE SERVICES 3: EQUIPMENT CALIBRATION AND TESTING SERVICES
534/4 PATTANAKARN ROAD SOI 18, SUANLUANG, SUANLUANG BANGKOK 10250
TEL. 0-2717-3000-27 FAX. 0-2719-9484



JIAE-MRA
JIAE-MRA
CALIBRATION 0008

Cert. No.: 22TM671
Page.: 1 of 3

Certificate of Calibration

Equipment : Incubator
Manufacturer : Memmert
Model : IN 75
Serial No. : D317.0307
ID No. : UAE.MIC.023/2561
Submitted by : United Analyst and Engineering Consultant Co.,Ltd.
3 Soi Udomsuk 41, Sukhumvit Road,
Bangchak, Phrakhanong,
Bangkok 10260
Location : Microbiology Laboratory (302)
Received Order : 3 May 2022
Calibration Date : 3 May 2022
Ambient Temperature : (26 ± 10) °C
Relative Humidity : (50 ± 30) %
Calibrated by : Preecha Hlahib

Approved by :

(/) Pornthippa Tameyakul
(/) Malee Butkruea
() Suwit Imjai

Issue Date : 10 May 2022

The Uncertainties are for a confidence probability of approximately 95 %

This certificate may not be reproduced other than in full, except with the prior written
Approval of the head of Corporate Services 3 : Equipment Calibration and Testing

เอกสารไม่ควบคุม



Equipment : Incubator
Condition As-Received : Used Item
Reference : 2205-0003OC-1
Result of Calibration : (*) Without Adjustment
Function of UUC* : Temperature Source
Fresh air setting : Close

Calibration Point (°C)	UUC* Setting (°C)	UUC* Reading (°C)	Temperature stability (± °C)	Temperature uniformity (°C)	Overall Variation (°C)	Uncertainty (± °C)	Coverage Factor k
44.0	44.0	44.0	0.044	0.25	0.33	0.30	2
Measured Temperature (°C)							
Position							
1	2	3	4	5	6	7	8
43.974	44.147	44.182	44.140	44.105	44.009	43.931	44.021
44.0							44.152

Average* : The average of 30 values in each position.

Temperature stability : One-half of the greatest maximum difference of measured temperature at any one sensor.

Temperature uniformity : The maximum difference of measured temperatures at any sensors and the measured temperature at the reference location which are observed at the same time or at as close an observation time as possible to determine the temperature pattern or homogeneity within the chamber under steady-state conditions.

Overall Variation : The Difference of the maximum and minimum measured temperatures throughout observation.

UUC* : Unit Under Calibration

Note : The reported uncertainty of measurement was included stability and excluded uniformity .

The reported uncertainty of measurement was based on a standard uncertainty multiplied by a coverage factor *k*, providing a level of confidence of approximately 95 %.

-o0o-

เอกสารไม่ควบคุม



Equipment : Incubator
Condition As-Received : Used Item
Reference : 2205-0003OC-2
Result of Calibration :- (*) Without Adjustment
Function of UUC* : Temperature Source
Fresh air setting : Close

Cert. No.: 22TM671
Page.: 3 of 3

Calibration Point (°C)	UUC* Setting (°C)	UUC* Reading (°C)	Temperature stability (± °C)	Temperature uniformity (°C)	Overall Variation (°C)	Uncertainty (± °C)	Coverage Factor k
36.0	36.0	36.0	0.058	0.29	0.49	0.30	2
Measured Temperature (°C)							
Position							
1	2	3	4	5	6	7	8
36.031	36.035	36.008	36.063	35.621	35.716	35.618	35.778
							9 (ref.)
							35.798

Average* : The average of 30 values in each position.

Temperature stability : One-half of the greatest maximum difference of measured temperature at any one sensor.

Temperature uniformity : The maximum difference of measured temperatures at any sensors and the measured temperature at the reference location which are observed at the same time or at as close an observation time as possible to determine the temperature pattern or homogeneity within the chamber under steady-state conditions.

Overall Variation : The Difference of the maximum and minimum measured temperatures throughout observation.

UUC* : Unit Under Calibration

Note : The reported uncertainty of measurement was included stability and excluded uniformity .

The reported uncertainty of measurement was based on a standard uncertainty multiplied by a coverage factor k, providing a level of confidence of approximately 95 %.

-o0o-

เอกสารไม่ควา



Equipment : Incubator
Condition As-Received : Used Item
Reference : 2205-0003OC-2
Procedure Used :-

Cert. No.: 22TM671
Page.: 2 of 3

Calibration were conducted using calibration procedure CP-OT02 according to direct measurement method with Data Acquisition which connected with Resistance Temperature Detector (RTD).

The temperature scale used was based on ITS-90.

Condition of this result of calibration

1. Reference standard Instrument:-

Instrument Model Serial No. Cert. No. Due Date
1) Data Acquisition 34970A MY44067817 21LM10 20 Jul 2022

2. This certificate is valid only to the item calibrated on date and place of calibration.

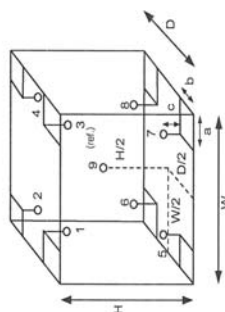
3. This certification is traceable to the International System of Unit.

Result of Calibration :- (*) Without Adjustment

Function of UUC* : Temperature Source

Fresh air setting : Close

Environment during calibration		
	Beginning	Finished
Temp. (°C)	24	23
REL.Humid. (%)	55	59
AC Supply (Volt)	220	221



Probe Installation Details :

a = 5.0 cm
b = 5.0 cm
c = 5.0 cm
D = 0.32 m
W = 0.42 m
H = 0.56 m
Capacity = 0.075 m³

Dimension of Chamber :

Position :	Ref. Std. ID No.:
1	19-15RTD-01
2	19-15RTD-02
3	19-15RTD-03
4	19-15RTD-04
5	19-15RTD-05
6	21-15RTD-06
7	19-15RTD-07
8	19-15RTD-08
9 (ref.)	19-15RTD-09

เอกสารไม่ควา



Equipment : Water Bath
Condition As-Received : Used Item
Reference : 2202-0444OC-3
Procedure Used :-

Calibration were conducted using in-house calibration procedure CP-OT04 according to direct measurement method with Data Acquisition which connected with Industrial Platinum Resistance Thermometer (IPRT).

The temperature scale used was based on ITS-90.

Condition of this result of calibration

1. Reference standard instrument:-

Instrument	Model	Serial No.	Cert. No.	Due Date
1) Data Acquisition	34970A	MY44067817	21LM10	20 Jul 2022

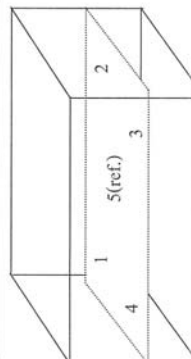
2. This certificate is valid only to the item calibrated on date and place of calibration.

3. This certification is traceable to the International System of Unit.

Result of Calibration :- (*) Without Adjustment

Function of UUC* : Temperature Source

	Environmental		AC Voltage Supply (Volt)
	(°C)	(%R.H.)	
Beginning of Calibration	21	65	229
Finished of Calibration	22	58	230



Front

Position :	Ref. Std. ID No.:
1	70RC143
2	70RC144
3	70RC145
4	70RC146
5(ref.)	70RC147



TECHNOLOGY PROMOTION ASSOCIATION (THAILAND-JAPAN)
CORPORATE SERVICES 3: EQUIPMENT CALIBRATION AND TESTING SERVICES
534/4 PATTANAKARN ROAD SOI 18, SUANLUANG, SUANLUANG BANGKOK 10250
TEL. 0-2717-3000-27 FAX. 0-2719-9484



ISO 17025
CALIBRATION 0008

Cert. No.: 22TM333
Page.: 1 of 3

Certificate of Calibration

Equipment :	Water Bath
Manufacturer :	Memmert
Model :	WNE 14
Serial No. :	L416.0606
ID No. :	UAE.MIC.002/2560
Submitted by :	United Analyst and Engineering Consultant Co.,Ltd. 3 Soi Udomsuk 41, Sukhumvit Road, Bangchak, Phrakhanong, Bangkok 10260
Location :	Microbiology Laboratory
Received Order :	17 February 2022
Calibration Date :	17 February 2022
Ambient Temperature :	(26 ± 10) °C
Relative Humidity :	(50 ± 30) %
Calibrated by :	Suwit Imjai
Approved by :	

(/) Pornthippa Tameyakul
(/) Malee Bulkruea

Issue Date : 22 February 2022

The Uncertainties are for a confidence probability of approximately 95 %

This certificate may not be reproduced other than in full, except with the prior written
Approval of the head of Corporate Services 3: Equipment Calibration and Testing Services.

เอกสารไม่ควบคุม

เอกสารไม่ควบคุม



TECHNOLOGY PROMOTION ASSOCIATION (THAILAND-JAPAN)
CORPORATE SERVICES 3: EQUIPMENT CALIBRATION AND TESTING SERVICES
53/44 PATTANAKARN ROAD SOI 18, SUANLUANG, SUANLUANG BANGKOK 10250
TEL. 0-2717-3000-27 FAX. 0-2719-9484



NSC-TS1-TS17025
CALIBRATION 0008

Cert. No.: 22TM334
Page.: 1 of 3

Certificate of Calibration

Equipment : Water Bath

Manufacturer : Memmert

Model : WNE 14

Serial No. : L416.0612

ID No. : UAE.MIC.003/2560

Submitted by : United Analyst and Engineering Consultant Co.,Ltd.
3 Soi Udomsuk 41, Sukhumvit Road,
Bangchak, Phrakhanong,
Bangkok 10260

Location : Microbiology Laboratory

Received Order : 17 February 2022

Calibration Date : 17 February 2022

Ambient Temperature : (26 ± 10) °C

Relative Humidity : (50 ± 30) %

Calibrated by : Suwit Imjai

Approved by :

() Pornthippa Tameyakul
() Malee Butkruea

Issue Date : 22 February 2022

The Uncertainties are for a confidence probability of approximately 95 %

This certificate may not be reproduced other than in full, except with the prior written
Approval of the head of Corporate Services 3 : Equipment Calibration and Testing Services.

เอกสารควบคุม

A 0038095



Equipment : Water Bath
Condition As-Received : Used Item
Reference : 2202-0444OC-3
Result of Calibration : (*) Without Adjustment
Function of UUC* : Temperature Source

Calibration point (°C)	UUC* Setting (°C)	UUC* Reading (°C)	Average* Standard Reading (°C)				
			1	2	3	4	5 (ref.)
44.5	44.5	44.5	44.498	44.481	44.482	44.518	44.534

Calibration point (°C)	Uniformity (°C)	Stability (± °C)	Uncertainty (± °C)	Coverage Factor k
44.5	0.13	0.057	0.15	2

Average* : The average of 30 values in each position.

Uniformity : The maximum difference of measured temperatures at any sensors and the measured temperature at the reference location which are observed at the same time or at as close an observation time as possible to determine the temperature pattern or homogeneity within the chamber under steady-state conditions.

Stability : One-half of the greatest maximum difference of measured temperature at any one probe.

UUC* : Unit Under Calibration

Note : The reported uncertainty of measurement was included stability and excluded uniformity.

The reported uncertainty of measurement was based on a standard uncertainty multiplied by a coverage factor k , providing a level of confidence of approximately 95 %.

-o0o-

เอกสารควบคุม



Equipment : Water Bath
Condition As-Received : Used Item
Reference : 2202-0444OC-4
Result of Calibration :- (*) Without Adjustment
Function of UUC* : Temperature Source

Cert. No.: 22TM334
Page.: 3 of 3

Calibration point (°C)	UUC* Setting (°C)	UUC* Reading (°C)	Average* Standard Reading (°C)				
			1	2	3	4	5 (ref.)
44.5	44.5	44.5	44.572	44.514	44.507	44.530	44.565
Calibration point (°C)	Uniformity (°C)	Stability (± °C)	Uncertainty (± °C)	Coverage Factor <i>k</i>			
44.5	0.10	0.042	0.15	2			

Average* : The average of 30 values in each position.
Uniformity : The maximum difference of measured temperatures at any sensors and the measured temperature at the reference location which are observed at the same time or at as close an observation time as possible to determine the temperature pattern or homogeneity within the chamber under steady-state conditions.
Stability : One-half of the greatest maximum difference of measured temperature at any one probe.
UUC* : Unit Under Calibration
Note : The reported uncertainty of measurement was included stability and excluded uniformity.

The reported uncertainty of measurement was based on a standard uncertainty multiplied by a coverage factor *k*, providing a level of confidence of approximately 95 %.

-o0o-



Equipment : Water Bath
Condition As-Received : Used Item
Reference : 2202-0444OC-4
Procedure Used :-

Cert. No.: 22TM334
Page.: 2 of 3

Calibration were conducted using in-house calibration procedure CP-OT04 according to direct measurement method with Data Acquisition which connected with Industrial Platinum Resistance Thermometer (IPT).

The temperature scale used was based on ITS-90.

Condition of this result of calibration

1. Reference standard instrument:-

Instrument **Model** **Serial No.** **Cert. No.** **Due Date**
1) Data Acquisition 34970A MY44067817 21LM10 20 Jul 2022

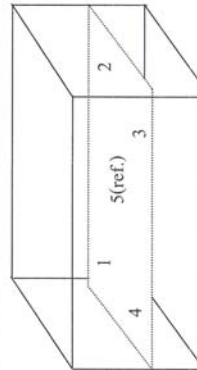
2. This certificate is valid only to the item calibrated on date and place of calibration.

3. This certification is traceable to the International System of Unit.

Result of Calibration :- (*) Without Adjustment

Function of UUC* : Temperature Source

	Environmental		AC Voltage Supply (Volt)
	(°C)	(%R.H.)	
Beginning of Calibration	21	65	229
Finished of Calibration	22	57	230



Front

Position :	Ref. Std. ID No.:
1	70RC143
2	70RC144
3	70RC145
4	70RC146
5(ref.)	70RC147

Measurement Results

Repeatability



The "d" in the graph represents the readability of the range/interval in which the test was performed.
The results of this graph are based upon the absolute values of the differences from the mean value.

Eccentricity



The "d" in the graph represents the readability of the range/interval in which the test was performed.

Accuracy Calibration Certificate

Customer

Company: United Analyst and Engineering Consultant Co., Ltd.
Address: 3 Soi Udom Suk 41, Sukhumvit Rd., Bang Chak
City: Phra Khanong
Zip / Postal: 10260
State / Province: Bangkok
Order Number: 0332401444

Contact: Suwit Chotnok

Weighing Device

Manufacturer: Mettler Toledo
Model: MS603S/01
Serial No.: B007010311
Building: N/A
Floor: 2
Room: Balance Room (206)

Instrument Type: Weighing Instrument
Asset Number: UAE MIC.008/2553
Terminal Model: N/A
Terminal Serial No.: N/A
Terminal Asset No.: N/A

Range	Max. Capacity	Readability (d)
1	620 g	0.001 g

Procedure

Calibration Guideline: EURAMET cg-18 v. 4.0 (11/2015)
CPM002/20

METTLER TOLEDO Work Instruction:
This calibration certificate contains measurements for As Found calibration. No As Left calibration was performed because the device was not modified after As Found calibration. Therefore, results for As Left correspond to As Found.
The sensitivity/span of the weighing instrument was adjusted before calibration with a built-in weight.
In accordance with EURAMET cg-18 (11/2015), the test loads were selected to reflect the specific use of the weighing device or to accommodate specific calibration conditions.

	Temperature		Humidity	
	Start: 22.8 °C	End: 23.0 °C	Start: 49.9 %	End: 58.3 %
As Found				

As Found Calibration Date: 07-Apr-2022
As Left Calibration Date: N/A
Issue Date: 08-Apr-2022

Calibrator:
Approved Signatory:
Kassakorn Tassanachaisakul
Santi Jitinyom
Surachet Sukkate

Test Equipment

All weights used for metrological testing are traceable to national or international standards. The weights were calibrated and certified by an accredited calibration laboratory.

Weight Set 1: OIML F1			
Weight Set No.:	WS55	Date of Issue:	09-Jul-2021
Certificate Number:	CCM-0137-21-C	Calibration Due Date:	07-Jul-2022
Weight Set 2: OIML E2			
Weight Set No.:	WS80	Date of Issue:	23-Feb-2022
Certificate Number:	C208581631	Calibration Due Date:	14-Aug-2023
Thermo Hygrometer			
Equipment No.:	IN161	Date of Issue:	14-Jun-2021
Certificate Number:	21H1220	Calibration Due Date:	01-Jun-2022

Remarks

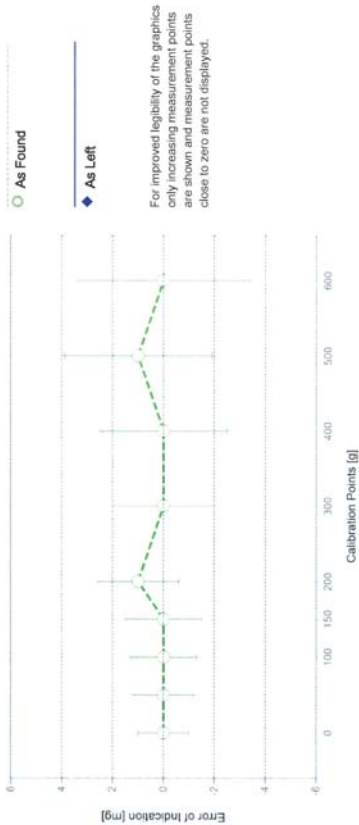
FACT adjustment functionality activated
Equipment condition: Good
Next calibration according to customer's procedure
Calibration data not decide by calibration laboratory

End of Accredited Section

The information below and any attachments to this calibration certificate are not part of the accredited calibration.

Error of Indication

As Found	Reference Value	Indication	Error of Indication	Expanded Uncertainty	k
1	0.000 g	0.000 g	0.000 g	1.0 mg	2
2	0.500 g	0.500 g	0.000 g	1.2 mg	2
3	1.000 g	1.000 g	0.000 g	1.2 mg	2
4	50.000 g	50.000 g	0.000 g	1.2 mg	2
5	100.000 g	100.000 g	0.000 g	1.3 mg	2
6	150.000 g	150.000 g	0.000 g	1.5 mg	2
7	200.000 g	200.001 g	0.001 g	1.6 mg	2
8	300.001 g	300.001 g	0.000 g	2.0 mg	2
9	400.001 g	400.001 g	0.000 g	2.5 mg	2
10	500.001 g	500.002 g	0.001 g	2.9 mg	2
11	600.001 g	600.001 g	0.000 g	3.4 mg	2



The uncertainty stated is the expanded uncertainty at calibration obtained by multiplying the standard combined uncertainty by the coverage factor k – which can be larger than 2 according to EURAMET cg-18. The value of the measurand lies within the assigned range of values with a probability of approximately 95%.

The user is responsible for maintaining environmental conditions and the settings of the weighing instrument when it was calibrated.

Test Equipment

All weights used for metrological testing are traceable to national or international standards. The weights were calibrated and certified by an accredited calibration laboratory.

Weight Set 1: OIML F1			
Weight Set No.:	WS55	Date of Issue:	09-Jul-2021
Certificate Number:	CCM-0137-21-C	Calibration Due Date:	07-Jul-2022
Weight Set 2: OIML E2			
Weight Set No.:	WS80	Date of Issue:	23-Feb-2022
Certificate Number:	C208581631	Calibration Due Date:	14-Aug-2023
Thermo Hygrometer			
Equipment No.:	IN161	Date of Issue:	14-Jun-2021
Certificate Number:	21H1220	Calibration Due Date:	01-Jun-2022

Remarks

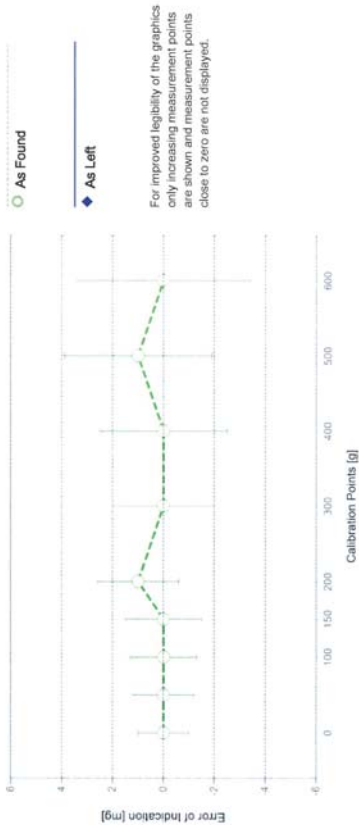
FACT adjustment functionality activated
Equipment condition: Good
Next calibration according to customer's procedure
Calibration data not decide by calibration laboratory

End of Accredited Section

The information below and any attachments to this calibration certificate are not part of the accredited calibration.

Error of Indication

As Found	Reference Value	Indication	Error of Indication	Expanded Uncertainty	k
1	0.000 g	0.000 g	0.000 g	1.0 mg	2
2	0.500 g	0.500 g	0.000 g	1.2 mg	2
3	1.000 g	1.000 g	0.000 g	1.2 mg	2
4	50.000 g	50.000 g	0.000 g	1.2 mg	2
5	100.000 g	100.000 g	0.000 g	1.3 mg	2
6	150.000 g	150.000 g	0.000 g	1.5 mg	2
7	200.000 g	200.001 g	0.001 g	1.6 mg	2
8	300.001 g	300.001 g	0.000 g	2.0 mg	2
9	400.001 g	400.001 g	0.000 g	2.5 mg	2
10	500.001 g	500.002 g	0.001 g	2.9 mg	2
11	600.001 g	600.001 g	0.000 g	3.4 mg	2



The uncertainty stated is the expanded uncertainty at calibration obtained by multiplying the standard combined uncertainty by the coverage factor k – which can be larger than 2 according to EURAMET cg-18. The value of the measurand lies within the assigned range of values with a probability of approximately 95%.

The user is responsible for maintaining environmental conditions and the settings of the weighing instrument when it was calibrated.

Measurement Uncertainty of the Weighing Instrument in Use

Stated is the expanded uncertainty with $k=2$ in use. The formula shall be used for the estimation of the uncertainty under consideration of the errors of indication. The value R represents the net load indication in the unit of measure of the device.

Temperature coefficient for the evaluation of the measurement uncertainty in use: $3.0 \cdot 10^{-6} / K$

Temperature range on site for the evaluation of the measurement uncertainty in use: $3 K$

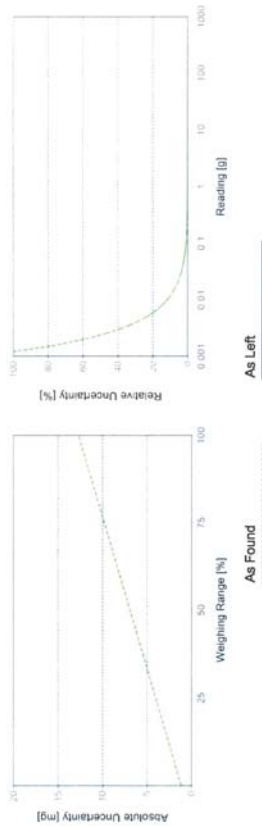
Linearization of Uncertainty Equation

Range	Max	As Found	As Left
1	0.001 g	620 g	N/A

To optimize the stability of the linearization, besides of the zero load only increasing measurement points with a test load of 5% of the measurement range or larger are taken for the calculation of the linear equation.

Absolute and Relative Measurement Uncertainty in Use for Various Net Indications (Examples)

Net Indication	As Found	As Left
0.062 g	1.2 mg	1.9%
0.620 g	1.2 mg	0.20%
6.200 g	1.3 mg	0.021%
62.000 g	2.4 mg	0.0038%
620.000 g	13 mg	0.0021%



TECHNOLOGY PROMOTION ASSOCIATION (THAILAND-JAPAN)
CORPORATE SERVICES 3: EQUIPMENT CALIBRATION AND TESTING SERVICES
53/44 PATTANAKARN ROAD SOI 18, SUANLUANG, SUANLUANG BANGKOK 10250
TEL: 0-2717-3000-27 FAX: 0-2719-9484

Cert. No.: 22TM89
Page: 1 of 3

Certificate of Calibration

Equipment : Autoclave
Manufacturer : ALP
Model : CL-40L
Serial No. : 802664
ID No. : UAE.MIC.014/2550
Submitted by : United Analyst and Engineering Consultant Co.,Ltd.
3 Soi Udomsuk 41, Sukhumvit Road,
Bangchak, Phrakhanong,
Bangkok 10260
Location : Air Analysis Unit
Received Order : 17 February 2022
Calibration Date : 17 February 2022
Ambient Temperature : $(26 \pm 10) ^\circ C$
Relative Humidity : $(50 \pm 30) \%$
Calibrated by : Kunchit Promprat
Approved by :
() Ponthippa Tameyakul
() Malee Buikrua
() Suwit Injai
Issue Date : 22 February 2022

The Uncertainties are for a confidence probability of approximately 95%

This certificate may not be reproduced other than in full, except with the prior written approval of the head of Corporate Services 3: Equipment Calibration and Testing Services.

เอกสารฉบับนี้
เอกสารไม่ควบคุม



Equipment : Autoclave
Condition As-Received : Used Item
Reference : 2202-0444OC-1
Result of Calibration :- (*) Without Adjustment

Cert. No.: 22TM89

Page.: 3 of 3

Operating parameter Set : Temperature = 122 °C

Sterilization period = 30 minute

UUC* Setting (°C)	UUC* Reading (°C)	Position	Average* Standard Reading (°C)	Stability (± °C)	Pressure Reading (MPa)	Uncertainty (± °C)	Coverage Factor <i>k</i>
122	122	1	122.373	0.32	0.12	1.2	2
		2	122.421				
		3	122.292				

Average* : The average of 30 values in each position.

Stability : One-half of the greatest maximum difference of measured temperature at any one probe.

UUC* : Unit Under Calibration

Note : The reported uncertainty of measurement was included stability and excluded uniformity .

The reported uncertainty of measurement was based on a standard uncertainty multiplied by a coverage factor *k*, providing a level of confidence of approximately 95 %.

-o0o-



Equipment : Autoclave
Condition As-Received : Used Item
Reference : 2202-0444OC-1
Procedure Used :-

Cert. No.: 22TM89

Page.: 2 of 3

Calibration were conducted using in-house calibration procedure CP-OT03 according to direct measurement method with Data Acquisition which connected with Thermocouple Type T

The temperature scale used was based on ITS-90.

Condition of this result of calibration

1. Reference standard instrument:-

Instrument	Model	Serial No.	Cert. No.	Due Date
1) Data Acquisition	34970A	MY44035217	21LM30	23 Dec 2022
2. This certificate is valid only to the item calibrated on date and place of calibration.				
3. This certification is traceable to the International System of Unit.				

4. This result of calibration covers laboratory autoclaves for the sterilization of goods and material which could be infected with organisms categorized as Hazard Group 1, 2 and 3**

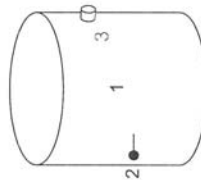
(** = Categorization of pathogens according to hazard and categories of containment, second edition, 1990)

It does not cover autoclaves for use with material infect with organisms in Hazard Group 4, for which complete containment and sterilization of infected condensate is considered to be essential.

This result of calibration does not apply to sterilizers or disinfectors used for medical, dental, pharmaceutical or veterinary purposes which are directly concerned with patient care, or those used for fabrics subjected to sterilization which are required to be dry at the end of cycle.

Result of Calibration :- (*) Without Adjustment

Function of UUC* : Temperature Source



	Environmental	
	(°C)	(%R.H.) (Volt)
Beginning of Calibration	27	68
Finished of Calibration	27	65
		226
		226

Position	Description	Ref. Std. ID No.:
1 =	Center of chamber	22-10TC-01
2 =	Temperature sensor	22-10TC-02
3 =	Exhaust port	22-10TC-03



Equipment : Autoclave
Condition As-Received : Used Item
Reference : 2205-0764OC-2
Procedure Used :

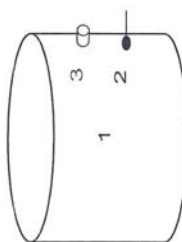
Calibration were conducted using in-house calibration procedure CP-OT03 according to direct measurement method with Data Acquisition which connected with Thermocouple Type T
The temperature scale used was based on ITS-90.

Condition of this result of calibration

1. Reference standard instrument:-
- | Instrument | Model | Serial No. | Cert. No. | Due Date |
|----------------------|--------|------------|-----------|-------------|
| 1) Data Acquisition | 34970A | MY44060450 | 22LM46 | 28 Mar 2023 |
2. This certificate is valid only to the item calibrated on date and place of calibration.
3. This certification is traceable to the International System of Unit.
4. This result of calibration covers laboratory autoclaves for the sterilization of goods and material which could be infected with organisms categorized as Hazard Group 1, 2 and 3**
(* = Categorization of pathogens according to hazard and categories of containment, second edition, 1990)
It does not cover autoclaves for use with material infect with organisms in Hazard Group 4, for which complete containment and sterilization of infected condensate is considered to be essential.

This result of calibration does not apply to sterilizers or disinfectors used for medical, dental, pharmaceutical or veterinary purposes which are directly concerned with patient care, or those used for fabrics subjected to sterilization which are required to be dry at the end of cycle.

Result of Calibration :- (*) Without Adjustment
Function of UUC* : Temperature Source



	Environmental		
	(°C)	(%R.H.)	(Volt)
Beginning of Calibration	27	56	220
Finished of Calibration	27	59	221

Position	Description	Ref. Std. ID No.:
1 =	Center of chamber	22-14TC-01
2 =	Temperature sensor	22-14TC-02
3 =	Exhaust port	22-14TC-03

เอกสารไม่คว



TECHNOLOGY PROMOTION ASSOCIATION (THAILAND-JAPAN)
CORPORATE SERVICES 3: EQUIPMENT CALIBRATION AND TESTING SERVICES
534/4 PATTANAKARN ROAD SOI 18, SUANLUANG, SUANLUANG BANGKOK 10250
TEL. 0-2717-3000-27 FAX. 0-2719-9484



ISO 17025
CALIBRATION 0008

Cert. No.: 22TM681
Page.: 1 of 3

Certificate of Calibration

Equipment : Autoclave
Manufacturer : ALP
Model : CL-40L
Serial No. : 808763
ID No. : UAE.MIC.026/2563
Submitted by : United Analyst and Engineering Consultant Co., Ltd.
3 Sol Udomsuk 41, Sukhumvit Road,
Bangchak, Phrakhanong,
Bangkok 10260
Location : Microbiology Laboratory (301)
Received Order : 27 May 2022
Calibration Date : 27 May 2022
Ambient Temperature : (26 ± 10) °C
Relative Humidity : (50 ± 30) %
Calibrated by : Preecha Hahib

Approved by :
(/) Pornthippa Tameyakul
(/) Malee Buikrua
(/) Suwit Imjai

Issue Date : 2 June 2022

The Uncertainties are for a confidence probability of approximately 95 %

This certificate may not be reproduced other than in full, except with the prior written
Approval of the head of Corporate Services 3 : Equipment Calibration and Testing

เอกสารไม่คว

Calibration Certificate

Certificate No.: 2201793-001-01
Client name: UNITED ANALYST AND ENGINEERING CONSULTANT CO.,LTD.
Address: 3 Soi Udomsuk 41, Sukhumvit Road,
 Bangchack, Prakhnong, Bangkok 10260

Page 1 of 5

Equipment: pH Meter

Manufacturer: METTLER TOLEDO

Model: SevenEasy pH

Serial No.: 1231155210

ID No.: UAE.WAT.010/2553

Order No.: 2201793

Operation No.: 2201793-001

Date of Receipt: 21 February 2022

Date of Calibration: 1 March 2022

Calibrated by Mr.Pheraphat Tuanjit
 Scientist

Date of Issue: 1 March 2022

Responsible for the Technical Management Team

The uncertainties are for a confidence probability of approximately 95%.

This Certificate is issued in accordance with the conditions of accreditation granted by the Thai Laboratory Accreditation Scheme which has assessed the measurement capability of the laboratory and its traceability to recognized national standards and to the units of measurement realized at the corresponding national standards laboratory. This certificate may not be reproduced other than in full except with the prior written approval of the National Food Institute.

FCS-009 Revision: 00 Date: 14-12-61



Equipment : Autoclave
Condition As-Received : Used Item
Reference : 2205-0764OC-2
Result of Calibration : (*) Without Adjustment

Cert. No.: 22TM681
Page.: 3 of 3

Operating parameter Set : Temperature = 115.0 °C
Sterilization period = 15 minute

UUC* Setting (°C)	UUC* Reading (°C)	Position	Average* Standard Reading (°C)	Stability (± °C)	Pressure Reading (MPa)	Uncertainty (± °C)	Coverage Factor k
115.0	115.0	1	115.553				
		2	115.582				
		3	115.325	0.4	0.08	0.82	2

Operating parameter Set : Temperature = 121 °C
Sterilization period = 30 minute

UUC* Setting (°C)	UUC* Reading (°C)	Position	Average* Standard Reading (°C)	Stability (± °C)	Pressure Reading (MPa)	Uncertainty (± °C)	Coverage Factor k
121.0	121.0	1	121.484				
		2	121.581				
		3	121.311	0.21	1.1	0.75	2

Average* : The average of 30 values in each position.

Stability : One-half of the greatest maximum difference of measured temperature at any one probe.

UUC* : Unit Under Calibration

Note : The reported uncertainty of measurement was included stability and excluded uniformity .

The reported uncertainty of measurement was based on a standard uncertainty multiplied by a coverage factor *k*, providing a level of confidence of approximately 95 %.

-o0o-

เอกสารไม่

Calibration Report

Certificate No.: 2201793-001-01
Equipment: pH Meter
Resolution: 0.01 pH ; 1 mV
Manufacturer: METTLER TOLEDO
Model: SevenEasy pH
Serial No.: 1231155210
Type: Bench top
ID No.: UAE.WAT.0102553
Date of Calibration: 1 March 2022

Page 3 of 5

Calibration Results:
1. Calibration of pH Meter
(Manual Temperature Compensation at 25 °C)

Nominal pH	DC Voltage Standard (mV)	Average Indicator Reading		Uncertainty (mV)	Coverage Factor (k)
		mV	pH		
0.00	414.117	414	0.00	0.58	2.00
2.00	295.811	296	2.00	0.58	2.00
4.00	177.462	178	4.00	0.58	2.00
6.00	59.159	59	6.00	0.58	2.00
7.00	-0.001	0	7.00	0.58	2.00
8.00	-59.159	-59	8.00	0.58	2.00
10.00	-177.463	-177	10.00	0.58	2.00
12.00	-295.812	-296	12.00	0.58	2.00
14.00	-414.119	-414	14.00	0.58	2.00

2. Calibration of pH Meter with Electrode
(Manual Temperature Compensation at 25 °C)

Equipment: pH Electrode
Manufacturer: METTLER TOLEDO
Model: InLabSolds
ID No.: N/A
Serial No.: 1156882
(Three-Point Calibration at pH4, pH7 and pH10)

Performance of Electrode system

Certified Value @25 °C (pH)	Average Indicator Reading		Relative Slope (%)	Uncertainty (± pH)	Coverage Factor (k)
	pH	mV			
4.008	4.00	180	96.25	0.0076	2.00
6.866	6.88	16	-	0.0079	2.00
10.012	10.01	-162	96.13	0.0094	2.00
6.985	7.00	9	-	0.0097	2.00

Calibration Report

Certificate No.: 2201793-001-01
Equipment: pH Meter
Resolution: 0.01 pH ; 1 mV
Manufacturer: METTLER TOLEDO
Model: SevenEasy pH
Serial No.: 1231155210
Type: Bench top
ID No.: UAE.WAT.0102553
Date of Calibration: 1 March 2022

Page 2 of 5

Location: Chemical Calibration Laboratory, NATIONAL FOOD INSTITUTE
Environment Condition: Ambient Temperature: (23.5 ± 1.5) °C Relative Humidity: (53 ± 5) %
Condition of Equipment: Good Condition

Condition of this Results of Calibration

1. Calibration Method
In house method - WCC-002 based on direct measurement by using standard voltage calibrator and certified reference material (CRM)

2. Reference Standards / Certified Reference Material

Instruments	Serial / ID No.	Manufacturer	Certificate No.	Due Date
2.1 DC Voltage Calibrator	2709007	Fluke	SCL-21F-0687	24 June 2022
2.2 Digital Thermometer	2709007	Fluke	CC-640599-01	30 October 2022
2.3 Thermo-Hygro Meter	NFI.BTH00418	PONPE	QR22-0195	27 January 2023

Certified Reference Material

Lot No.	Manufacturer	Ref. N	Expiry Date
741339	CPAchem	PH216.L5	19 April 2023
741340	CPAchem	PH217.L5	19 April 2023
741342	CPAchem	PH220.L5	19 April 2022
735836	CPAchem	PH107.L5	18 March 2022

3. This certification is traceable to The International System of Unit (SI Unit)

3.1 Instruments No.2.1	through	NSC-TIS-1715 17025 Laboratory Accreditation of Calibration No.0075
3.2 Instruments No.2.2	through	NSC-TIS-1715 17025 Laboratory Accreditation of Calibration No.0061
3.3 Instruments No.2.3	through	NSC-TIS-1715 17025 Laboratory Accreditation of Calibration No.0292
3.4 Certified Reference Material No. 2.4 to 2.6	traceable to	Primary measurement method- Hanned cell using calibrated thermometer, barometer, and nanovoltmeter. The Standard Solution preparation and certified by CPAchem Ltd is accredited to ISO 17034 and ISO/IEC 17025

3.5 Certified Reference Material No. 2.7

traceable to
BIM ReN Hi-7 LoN 30.04.2020; BIM ReN Hi-9 LoN 28.05.2020; BIM ReN Hi-8 LoN 30.04.2020; BIM ReN Hi-10 LoN 28.05.2020. The Standard Solution preparation and certified by CPAchem Ltd is accredited to ISO 17034 and ISO/IEC 17025

4. This certificate was certified only for the instrument we calibrated.

5. This result of calibration was found accurate as shown on date and place of calibration only.

Calibration Report

Certificate No.: 2201793-001-01
Equipment: Digital Thermometer with RTD (pH Meter)
Resolution: 0.1 °C Model: SevenEasy pH
Serial No.: 1231155210 ID No.: UAE.WAT.010/2553
Manufacturer: METTLER TOLEDO
Date of Calibration: 1 March 2022

Page 5 of 5

Calibration point: 15.0, 25.0 and 35.0 °C
Calibration result:
• The probe was immersed in liquid bath or dry bath to a minimum depth of 100 mm.
• Description of probe, model: N/A S/N: N/A
Dimension of probe: Diameter 4 mm., Length 100 mm.,
Sheath material: Stainless Steel

UUC* Reading (°C)	Standard Temperature (°C)	Correction Value (°C)	Uncertainty ± (°C)
15.1	15.006	-0.1	0.099
25.1	25.004	-0.1	0.099
35.1	35.003	-0.1	0.099



Note

- UUC* : Unit Under Calibration

The report uncertainty of measurement was based on standard uncertainty multiplied by coverage factor k=2, providing a level of confidence of approximately 95 %.

***** End *****

Calibration Report

Certificate No.: 2201793-001-01
Equipment: Digital Thermometer with RTD (pH Meter)
Resolution: 0.1 °C Model: SevenEasy pH
Serial No.: 1231155210 ID No.: UAE.WAT.010/2553
Manufacturer: METTLER TOLEDO
Date of Calibration: 1 March 2022

Page 4 of 5

Location: Chemical Calibration Laboratory, NATIONAL FOOD INSTITUTE
Environment Condition:
Ambient Temperature 24 °C ± 1 °C
Relative Humidity 53 % ± 2 %

Condition of this results of Calibration:

1. Calibration Method :
 - In house method: W-TE-025 by comparison with standard thermometer.
 - The Calibration is determined by comparing with a known temperature from a standard resistance thermometer.
 - The temperature scale in use at this laboratory is the International Temperature scale of 1990 (ITS-90).
2. Reference Standard Instrument :

Instrument	Model	Serial No.	Certificate No.	Due Date	Through
HANDHELD THERMOMETER	1523	2118154	PSL-T 0851/64	03-Jun-22	TISTR
Platinum Resistance Thermometer (PRT)	5627A	877332			

Support Equipment : - Low Temperature Bath (ISOCAL-6), Model: Europa-6 Plus Basic, S/N: 341592/2

3. This certificate is traceable to International System of Units (SI Units).

4. This certificate was certified only for the instrument we calibrated.

5. This result of calibration was found accurate as shown on date and place of calibration only.

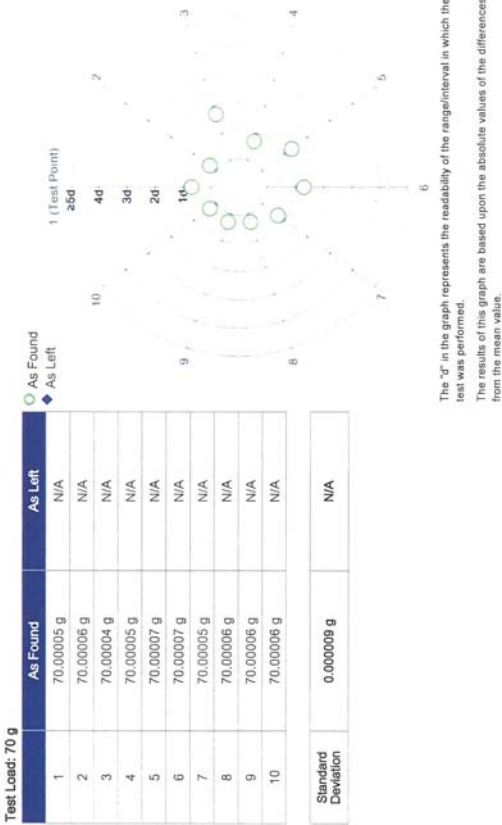
6. Condition of Calibrated Item : Good

7. Result of Calibration : ☒ Without adjustment ☐ After adjustment




Measurement Results

Repeatability



Eccentricity



Mettler-Toledo (Thailand) Ltd.
846/4 - 846/5 Lasalle Rd., Bangna Tai Sub-District
Bangna District, Bangkok 10260
+66 2723 0382
MT-TH.ServiceSupport@mt.com

Accuracy Calibration Certificate

Customer

Company: United Analyst and Engineering Consultant Co., Ltd.
Address: 3 Soi Udom Suk 41, Sukhumvit Rd., Bang Chak
City: Phra Khanong
Zip / Postal: 10260
State / Province: Bangkok
Order Number: 03701927860
Contact: Suwit Chotnok

Weighing Device

Manufacturer: Mettler Toledo
Model: XSR205DU
Serial No.: C210685394
Building: N/A
Floor: 2
Room: Balance Room
Instrument Type: Weighing Instrument
Asset Number: UAE-WAO.010/2565
Terminal Model: SRAT
Terminal Serial No.: C210685394
Terminal Asset No.: N/A

Procedure

Calibration Guideline: EURAMET cg-18 v. 4.0 (11/2015)
Mettler Toledo Work Instruction: CPM002/20
This calibration certificate contains measurements for As Found calibration. No As Left calibration was performed because the device was not modified after As Found calibration. Therefore, results for As Left correspond to As Found.
The sensitivity/span of the weighing instrument was adjusted before calibration with a built-in weight.
In accordance with EURAMET cg-18 (11/2015), the test loads were selected to reflect the specific use of the weighing device or to accommodate specific calibration conditions.

As Found	Temperature	Humidity
	Start: 22.4 °C End: 22.4 °C	Start: 47.5 % End: 46.2 %

As Found Calibration Date: 06-May-2022
As Left Calibration Date: N/A
Issue Date: 09-May-2022
Approved Signatory: [Redacted]

Technical Manager / Head of Calibration Center

Remarks

- FACT adjustment functionality activated
- Equipment condition: Good
- Calibration after installation
- Next calibration according to customer's procedure
- Calibration data not decide by calibration laboratory

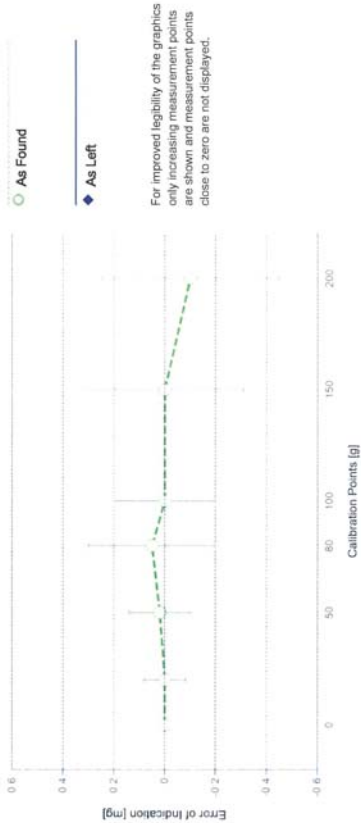
End of Accredited Section

The information below and any attachments to this calibration certificate are not part of the accredited calibration.

Error of Indication

As Found				
	Reference Value	Indication	Error of Indication	Expanded Uncertainty
1	0.00000 g	0.00000 g	0.00000 g	0.020 mg
2	0.05000 g	0.05001 g	0.00001 g	0.023 mg
3	0.10001 g	0.10001 g	0.00000 g	0.025 mg
4	1.00000 g	1.00001 g	0.00001 g	0.034 mg
5	5.00001 g	5.00001 g	0.00000 g	0.049 mg
6	20.00002 g	20.00002 g	0.00000 g	0.082 mg
7 *	50.00000 g	50.00002 g	0.00002 g	0.12 mg
8	80.00004 g	80.00009 g	0.00005 g	0.25 mg
9	100.00000 g	100.00000 g	0.00000 g	0.20 mg
10 *	150.00000 g	150.00000 g	0.00000 g	0.31 mg
11	200.00000 g	199.99999 g	-0.00001 g	0.35 mg

*The calculated uncertainty was replaced by the CMC (Calibration and Measurement Capabilities) value because the calculated uncertainty was smaller than the CMC value.



The uncertainty stated is the expanded uncertainty at calibration obtained by multiplying the standard combined uncertainty by the coverage factor k – which can be larger than 2 according to EURAMET cg-18. The value of the measurand lies within the assigned range of values with a probability of approximately 95%.

The user is responsible for maintaining environmental conditions and the settings of the weighing instrument when it was calibrated.

Test Equipment

All weights used for metrological testing are traceable to national or international standards. The weights were calibrated and certified by an accredited calibration laboratory.

Weight Set 1: OIML E2

Weight Set No.:	WS54	Date of Issue:	17-Nov-2020
Certificate Number:	170240	Calibration Due Date:	15-May-2022

Thermo Hygrometer

Equipment No.:	IN161	Date of Issue:	14-Jun-2021
Certificate Number:	21H1220	Calibration Due Date:	01-Jun-2022



TECHNOLOGY PROMOTION ASSOCIATION (THAILAND-JAPAN)
CORPORATE SERVICES 3: EQUIPMENT CALIBRATION AND TESTING SERVICES
5344 PATTANAKARN ROAD SOI 18, SUANLUANG, SUANLUANG BANGKOK 10250
TEL. 0-2717-3000-27 FAX. 0-2719-9484



Cert. No.: 22TM304
Page.: 1 of 3

Certificate of Calibration

Equipment : Hot Air Oven

Manufacturer : Memmert

Model : UF 55

Serial No. : B212.0411

ID No. : UAE.WAO.005/2556

Submitted by : United Analyst and Engineering Consultant Co.,Ltd.
3 Soi Udomsuk 41, Sukhumvit Road,
Bangchak, Phrakhanong,
Bangkok 10260

Location : Lab Floor 2

Received Order : 7 April 2022

Calibration Date : 7 April 2022

Ambient Temperature : (26 ± 10) °C

Relative Humidity : (50 ± 30) %

Calibrated by : Man Pattanapongpaiboon

Approved by :

() Pornthippa Tameyakul

() Malee Bulkruea

() Suwit Injai

Issue Date : 18 April 2022

The Uncertainties are for a confidence probability of approximately 95 %

This certificate may not be reproduced other than in full, except with the prior written

Approval of the head of Corporate Services 3 : Equipment Calibration and Testing Services.

Measurement Uncertainty of the Weighing Instrument in Use

Stated is the expanded uncertainty with $k=2$ in use. The formula shall be used for the estimation of the uncertainty under consideration of the errors of indication. The value R represents the net load indication in the unit of measure of the device.

Temperature coefficient for the evaluation of the measurement uncertainty in use: $1.5 \cdot 10^{-6} / K$

Temperature range on site for the evaluation of the measurement uncertainty in use: 3 K

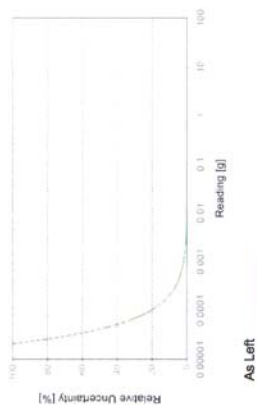
Linearization of Uncertainty Equation

Range		As Found	As Left
d	Max		
1	0.00001 g	81 g	N/A
2	0.00001 g	220 g	N/A

To optimize the stability of the linearization, besides of the zero load only increasing measurement points with a test load of 5% of the measurement range or larger are taken for the calculation of the linear equation.

Absolute and Relative Measurement Uncertainty in Use for Various Net Indications (Examples)

Net Indication	As Found	As Left
0.00220 g	0.021 mg	N/A
0.02200 g	0.021 mg	N/A
0.22000 g	0.022 mg	N/A
2.20000 g	0.031 mg	N/A
220.0000 g	1.0 mg	N/A



The weighing range shown in the absolute uncertainty graph refers to the first interval/range of the device.



Equipment : Hot Air Oven
Condition As-Received : Used Item
Reference : 2204-0015OC-1
Result of Calibration :- (*) Without Adjustment
Function of UUC* : Temperature Source
Fresh air setting : Close

Cert. No.: 22TM304
Page.: 3 of 3

Calibration Point (°C)	UUC* Setting (°C)	UUC* Reading (°C)	Temperature stability (± °C)	Temperature uniformity (°C)	Overall Variation (°C)	Uncertainty (± °C)	Coverage Factor k
104.0	104.0	104.0	0.040	0.57	0.80	0.42	2
120.0	120.0	120.0	0.11	0.82	1.1	1.1	2
180.0	180.0	180.0	0.12	1.4	2.0	1.1	2

Calibration Point (°C)	Measured Temperature (°C)							
	Position							
	1	2	3	4	5	6	7	8
104.0	104.403	104.220	104.517	104.474	103.778	103.859	104.292	104.357
120.0	120.183	119.878	120.238	120.355	119.476	119.455	120.046	120.173
180.0	180.502	179.929	180.655	180.797	179.012	179.044	180.043	180.305

Average* : The average of 30 values in each position.

Temperature stability : One-half of the greatest maximum difference of measured temperature at any one sensor
Temperature uniformity : The maximum difference of measured temperatures at any sensors and the measured temperature at the reference location which are observed at the same time or at as close an observation time as possible to determine the temperature pattern or homogeneity within the chamber under steady-state conditions.

Overall Variation : The Difference of the maximum and minimum measured temperatures throughout observation.
UUC* : Unit Under Calibration

Note : The reported uncertainty of measurement was included stability and excluded uniformity .

The reported uncertainty of measurement was based on a standard uncertainty multiplied by a coverage factor *k*, providing a level of confidence of approximately 95 %.

-o0o-



a 1104315



Equipment : Hot Air Oven
Condition As-Received : Used Item
Reference : 2204-0015OC-1
Procedure Used :-

Cert. No.: 22TM304
Page.: 2 of 3

Calibration were conducted using calibration procedure CP-OT02 according to direct measurement method with Data Acquisition which connected with Resistance Temperature Detector (RTD) and Thermocouple Type T.

The temperature scale used was based on ITS-90.

Condition of this result of calibration

1. Reference standard instrument:-

Instrument	Model	Serial No.	Cert. No.	Due Date
1) Data Acquisition	34970A	MY41021843	22LM4	10 Jan 2023

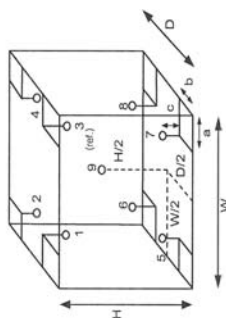
2. This certificate is valid only to the item calibrated on date and place of calibration.

Result of Calibration:- (*) Without Adjustment

Function of UUC* : Temperature Source

Fresh air setting : Close

Environment during calibration		
Temp. (°C)	Beginning	Finished
REL.Humid. (%)	28	28
AC Supply (Volt)	56	55
	221	224



Ref. Std. ID No.: @		
Calibration Point (°C)		
Position :	(120 ,180)	(104)
1	21-04TC-01	18-04RTD-01
2	21-04TC-02	18-04RTD-02
3	21-04TC-03	18-04RTD-03
4	21-04TC-04	18-04RTD-04
5	21-04TC-05	18-04RTD-05
6	21-04TC-06	18-04RTD-06
7	21-04TC-07	18-04RTD-07
8	21-04TC-08	18-04RTD-08
9 (ref.)	21-04TC-09	18-04RTD-09

Probe Installation Details :

Dimension of Chamber :
a = 5.0 cm
b = 5.0 cm
c = 5.0 cm
D = 0.50 m
W = 0.80 m
H = 0.75 m
Capacity = 0.30 m³



a 1104316

Calibration Report

Certificate No.: 2202934-001-01

Equipment: Electronic Balance

Model: XSR204

Serial No.: C11763

Capacity: 220 g

Manufacturer: METTLER TOLEDO

Resolution: 0.0001 g

ID No.: UAE.WAS.012/2564

Date of Calibration: 13 May 2022

Page 4 of 4

Calibration Results: (Continued)

Calibration Range: 0 - 200 g

Calibration Adjustment: Internal Calibration

3. Departure from Nominal Value:

Nominal Value (g)	Standard Value (g)	Average Reading (g)	Correction (g)	Uncertainty (± g)	Coverage Factor k
50	50.00004	50.0001	-0.0001	0.00011	2.00
55	55.00006	55.0001	0.0000	0.00012	2.00
60	60.00005	60.0001	-0.0001	0.00012	2.00
65	65.00007	65.0002	-0.0001	0.00013	2.00
70	70.00008	70.0002	-0.0001	0.00013	2.00
75	75.00010	75.0002	-0.0001	0.00013	2.00
80	80.00009	80.0002	-0.0001	0.00014	2.00
85	85.00011	85.0002	-0.0001	0.00014	2.00
90	90.00012	90.0002	-0.0001	0.00015	2.00
100	100.00008	100.0003	-0.0002	0.00016	2.00
120	120.00011	120.0003	-0.0002	0.00018	2.00
150	150.00012	150.0004	-0.0003	0.00021	2.00
200	200.00015	200.0004	-0.0003	0.00028	2.00

The reported uncertainty of measurement was based on a standard uncertainty multiplied by a coverage factor providing a level of confidence of approximately 95 %.

-----End-----

FF-CS-012 Revision: 01 Date: 20-04-65

F-CS-012 Revision: 01 Date: 20-04-65





Equipment : BOD Incubator
Condition As-Received : Used Item
Reference : 2202-0446OC-1

Procedure Used :-

Calibration were conducted using calibration procedure CP-OT02 according to direct measurement method with Data Acquisition which connected with Resistance Temperature Detector (RTD).

The temperature scale used was based on ITS-90.

Condition of this result of calibration

1. Reference standard instrument:-

Instrument **Model** **Serial No.** **Cert. No.** **Due Date**
1) Data Acquisition 34970A MY44035217 21LM30 23 Dec 2022

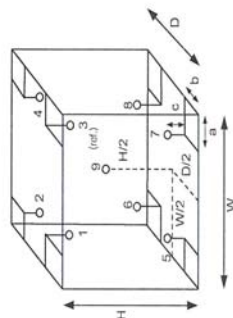
2. This certificate is valid only to the item calibrated on date and place of calibration.

3. This certification is traceable to the International System of Unit.

Result of Calibration :- (*) Without Adjustment

Function of UUC* : Temperature Source

Fresh air setting : Not Available



Probe Installation Details :

a = 10 cm D = 0.62 m
b = 10 cm W = 1.2 m
c = 10 cm H = 1.2 m
Capacity = 0.89 m³

Dimension of Chamber :

Position :	Ref. Std. ID No.:
1	18-10RTD-01
2	18-10RTD-02
3	18-10RTD-03
4	18-10RTD-04
5	18-10RTD-05
6	22-10RTD-10
7	18-10RTD-07
8	18-10RTD-08
9 (ref.)	18-10RTD-09

Environment during calibration		
	Beginning	Finished
Temp. (°C)	28	28
REL Humid. (%)	68	75
AC Supply (Volt)	226	226



TECHNOLOGY PROMOTION ASSOCIATION (THAILAND-JAPAN)
CORPORATE SERVICES 3: EQUIPMENT CALIBRATION AND TESTING SERVICES
534/4 PATTANAKARN ROAD SOI 18, SUANLUANG, SUANLUANG BANGKOK 10250
TEL. 0-2717-3000-27 FAX. 0-2719-9484



Cert. No.: 22TM90
Page.: 1 of 3

Certificate of Calibration

Equipment : BOD Incubator
Manufacturer : Arco
Model : UC4-1320
Serial No. : 13URC4S013201
ID No. : UAE.WAO.015/2561
Submitted by : United Analyst and Engineering Consultant Co.,Ltd.
3 Soi Udomsuk 41, Sukhumvit Road,
Bangchak, Phrakhanong,
Bangkok 10260
Location : Lab Floor 2
Received Order : 17 February 2022
Calibration Date : 17 February 2022
Ambient Temperature : (26 ± 10) °C
Relative Humidity : (50 ± 30) %
Calibrated by : Kunchit Promprat
Approved by : 
() Pornthippa Tameyakul
() Malee Butkruea
() Suwit Imjai

Issue Date : 22 February 2022

The Uncertainties are for a confidence probability of approximately 95 %

This certificate may not be reproduced other than in full, except with the prior written
Approval of the head of Corporate Services 3 : Equipment Calibration and Testing Services.

Verification Certificate

Certificate No.: 2202361-001-01
Client name: UNITED ANALYST AND ENGINEERING CONSULTANT CO., LTD.
Address: 3 Soi Udomsuk 41, Sukhumvit Road,
 Bangchack, Prakhnong, Bangkok 10260

Page 1 of 4

Equipment: HEATING BLOCK DIGESTION

Manufacturer: FOSS

Model: 2520

Serial No.: 91794469

ID No.: UAE.WAS.011/2560

Order No.: 2202361

Operation No.: 2202361-001

Date of Receipt: 4 April 2022

Date of Calibration: 4-6 April 2022

Calibrated by Mr.Nuttapol Niyomchat
 Specialist

Approved by

Date of Issue: 11 April 2022

Responsible for the Technical Management Team

The uncertainties are for a confidence probability of approximately 95 %.

This Certificate is issued in accordance with the conditions of accreditation granted by the Thai Laboratory Accreditation scheme which has assessed the measurement capability of the laboratory and its traceability to recognized national standards and to the units of measurement realized at the corresponding national laboratory. This certificate may not be reproduced other than in full except with the prior written approval of the National Food Institute.

F-CS-009 Revision: 00 Date: 14-12-61



Equipment: BOD Incubator
Condition As-Received : Used Item
Reference : 2202-0446OC-1

Result of Calibration :- (*) Without Adjustment
Function of UUC* : Temperature Source
Fresh air setting : Not Available

Calibration Point (°C)	UUC* Setting (°C)	UUC* Reading (°C)	Temperature stability (± °C)	Temperature uniformity (°C)	Overall Variation (°C)	Uncertainty (± °C)	Coverage Factor k
20.0	19.5	19.4	0.30	0.58	1.0	0.55	2
Measured Temperature (°C)							
Position							
1	2	3	4	5	6	7	8
20.154	20.013	20.356	19.939	19.834	19.761	19.817	19.824
							9 (ref.)
							19.922

Average* : The average of 30 values in each position.

Temperature stability : One-half of the greatest maximum difference of measured temperature at any one sensor.
Temperature uniformity : The maximum difference of measured temperatures at any sensors and the measured temperature at the reference location which are observed at the same time or at as close an observation time as possible to determine the temperature pattern or homogeneity within the chamber under steady-state conditions.

Overall Variation : The Difference of the maximum and minimum measured temperatures throughout observation.

UUC* : Unit Under Calibration

Note : The reported uncertainty of measurement was included stability and excluded uniformity .

The reported uncertainty of measurement was based on a standard uncertainty multiplied by a coverage factor **k**, providing a level of confidence of approximately 95 %.

-o-o-

Verification Report

Certificate No.: 2202361-001-01
Equipment: HEATING BLOCK DIGESTION
Model: 2520 Serial No.: 91794469
Resolution: 1 °C ID No.: UAE.WAS.011/2560
Manufacturer: FOSS
Date of Calibration: 4-6 April 2022 380 °C

Page 3 of 4

Calibration point:

Calibration result:

Reporting of Temperature

Block No.	UUC* Setting (°C)	UUC* Reading (°C)	Stability (±°C)	Standard Thermometer (°C)	Uncertainty (±°C)
1	380	380	0.13	376.48	1.5
2	380	380	0.12	376.58	1.5
3	380	380	0.12	376.51	1.5
4	380	380	0.14	376.70	1.6
5	380	380	0.18	376.81	1.6
6	380	380	0.12	377.23	1.6
7	380	380	0.12	377.37	1.5
8	380	380	0.13	376.68	1.5
9	380	380	0.14	376.72	1.5
10	380	380	0.18	378.97	1.6
11	380	380	0.25	378.79	1.6
12	380	380	0.11	377.14	1.6
13	380	380	0.19	379.65	1.6
14	380	380	0.16	379.61	1.6
15	380	380	0.16	378.66	1.6
16	380	380	0.15	379.18	1.6
17	380	380	0.23	377.39	1.6
18	380	380	0.11	377.71	1.6
19	380	380	0.22	376.64	1.6
20	380	380	0.16	376.56	1.6

Note:

- UUC* = Unit Under Calibration

- Immersion depth of standard thermometer in tube level high of sand is equal heater plate of UUC.

- Stability = One-half of the greatest maximum difference of measured temperatures at one sensors, for at least half an hour after reaching steady state.

Verification Report

Certificate No.: 2202361-001-01
Equipment: HEATING BLOCK DIGESTION
Model: 2520 Serial No.: 91794469
Resolution: 1 °C ID No.: UAE.WAS.011/2560
Manufacturer: FOSS
Date of Calibration: 4-6 April 2022

Page 2 of 4

Location:

Laboratory Room, NATIONAL FOOD INSTITUTE

Environment Condition:

Ambient Temperature (25 ± 3) °C
Relative Humidity (55 ± 15) %
Line Voltage (220 ± 10) Volt

Condition of this results of Calibration:

1. This instrument was calibrated by insert standard thermocouples type R into its heating block digestion and compared to temperature obtained from reference standards thermometer at calibrated point.
- The temperature scale used was based on ITS - 90 .

- All data show below were final values and the initial data may be obtained upon request.

2. Reference Standard Instrument :

Instrument	Model	Serial No.	Certificate No.	Due Date	Through
Digital Thermometer with Thermocouple	34970A/34901A	MY4005576/MY41194453	TC21/0041	24-Apr-2022	N.M. Technical Center Laboratory
	Type R	TC#101-103 / CH#101-103			

3. This certificate is traceable to international system of units (SI Units).

4. This certificate was certified only for the instrument we calibrated.

5. This result of calibration was found accurate as shown on date and place of calibration only.

6. Condition of Calibrated item : Good

UUC* Description

Time of Record - Hour 30 Minute At 380 °C

7. Result of Calibration : ☒ Without adjustment ☐ After adjustment

Customer Service Report

Date: 30/11/21
Customer: UAE
Instrument: KT200

Hours
Start 8.00
Finish 9.00

Travel To Customer
8.00
19.00

Labour
9.00
19.00

Travel From Customer
19.00
15.00

FOSS South East Asia
3388 Siriraj Building, 25th - 26th Floor, Unit No. 3388/90,
Rama IV Road, Klongton, Klongtoey, Bangkok, Thailand 10110

Report No: 5874

Address: 91 Al Khayma
250000 Wadih 250000 10210
Serial: 91790529

Application	Special	Job Type	Standard
Normal	Courtesy Visit	Installation	Training
Distributor	PMA Onboarding	Quote	In House
Internal	Warranty	Repair	PM
Digital Service	Sales Support	Remote	Other

PO/Quote Number: If applicable

PMA Type: FOSS cover PM Contract No. If applicable

Details of Work / Test	Condition / Status
- Check instrument	OK
- Check PM kit for KT200	Pass
- Check safety valve	Pass
- Check rubber gasket	Pass
- Check heating element	Pass
- Check new panel PCB	Pass
- Check safety glass	Pass
- Check clean & lubricant	Pass
- Check new package	Pass
- Check volumetric set 30ml to 28ml	Pass

Part No:	Batch	Description	Qty
100000000	11235-983	Foss PM kit KT200	1
157500000	20.07.21	Safety Valve	1
154000000	09.11.20	Rubber Gasket for Heating	2
100000000	02.08.21	Heating Element	1
100000000	16.11.20	Safety	1
100000000	16.07.20	KT200 new panel PCB	1
100000000	22.04.21	Safety new complete	1

I confirm this report is accurate and complete

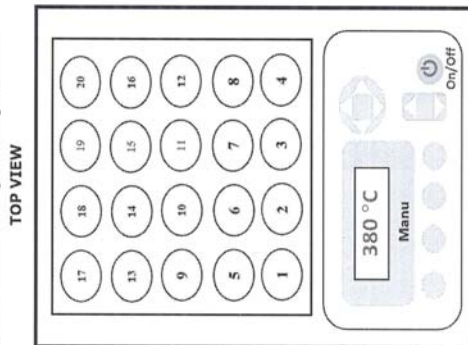
Signed FOSS: [Signature]
Name: [Name]
Signed Customer: [Signature]
Name: [Name]
Email: [Email]

Would you be willing to participate in a brief survey in order to tell us how we performed?

Verification Report

Certificate No.: 2202361-001-01
Equipment: HEATING BLOCK DIGESTION
Model: 2520 Serial No.: 91794469
Resolution: 1 °C ID No.: UAE.WAS.011/2560
Manufacturer: FOSS
Date of Calibration: 4-6 April 2022
Calibration point: 380 °C
Calibration result: Continued

Figure 1. Location of Reference Standard and Block Diagram of Digestion Unit



Sensor Installation Location

Note:

- UUC* = Unit Under Calibration
- Immersion depth of standard thermometer in tube level high of sand is equal heater plate of UUC.
- Stability = One-half of the greatest maximum difference of measured temperatures at one sensors, for at least half an hour after reaching steady state.

The report uncertainty of measurement was based on standard uncertainty multiplied by coverage factor $k=2$, providing a level of confidence of approximately 95 %.

----- End -----

FOSS Preventive Maintenance Protocol

Maintenance Procedure

Exchange of Parts and Cleaning

Step	Action	Part	P/N	OK
1	Replace	Adapter for dig. tube 250 ml	1000 0056	<input type="checkbox"/>
2	Replace	Non return valve	1000 3538	<input type="checkbox"/>
3	Replace valves in alkali pump	Valve kit reagent/water pump	1575 0093	<input type="checkbox"/>
4	Replace steam tubing	Silicone tubing 8/12 mm	1582 0006	<input type="checkbox"/>
5	Replace alkali tubing	Tubing reinforced for alkali	1582 0011	<input type="checkbox"/>
6	Replace water tubing	Tubing PVC 8/11 mm	1582 0004	<input type="checkbox"/>
7	Cleaning	Steam generator		<input type="checkbox"/>
8	Cleaning	Splash head		<input type="checkbox"/>

Check and Adjustments

Step	Action	Module	Measured	Limits	OK
1	Check alkali volume, 10 ml/stroke	Alkali pump	98	At 50 ml -0/+3 ml	<input checked="" type="checkbox"/>
2	Check distillation volume		120ml	100 – 150 ml/4 min	<input checked="" type="checkbox"/>
3	Check front panel switches				<input checked="" type="checkbox"/>
4	Check cables and electrical connections				<input checked="" type="checkbox"/>
5	Check level pins in steam generator				<input checked="" type="checkbox"/>
6	Check safety door switch				<input checked="" type="checkbox"/>

Customer: UAE

Instrument	Kjeltect™ 2100 = 4 th e / Dec 2000	
Recommended PM interval (whichever occurs first between interval and no. of samples analysed)	12 months	No. of samples analysed (if applicable):
Preventive maintenance kit (P/N)	10009965	S/N 01790524

Introduction

A maintenance protocol provides systematic and functional means of maintaining a specific instrument type. The recommended PM interval depends on the operational conditions and is based on our extensive experience and knowledge of manufacturing and maintaining analytical instruments.

Apart from sample throughput, the environmental conditions also need to be considered. A demanding environment, such as high ambient temperature, humidity, dirtiness etc can measurably shorten component lifetime and also the maintenance and component replacement intervals.

NOTE!

The content of this protocol is subject to change over time. In order to safeguard that you obtain the correct parts, please make sure to indicate serial no and date of installation when contacting your FOSS representative.

Dedicated Analytical Solutions

FOSS Analytical A/S
 65 Stangerupgate
 DK-3450 Hillerød
 Denmark
 Tel +45 7010 3370
 Fax +45 7010 3371
 E-mail support@foss.dk
 Web www.foss.dk

FOSS Analytical AB
 Box 70
 SE-263 21 Höganäs
 Sweden
 Tel +46 42 361500
 Fax +46 42 340349
 E-mail support@foss.se
 Web www.foss.se